






















| LED Rigid Bar | | | | | | | | | |
|---|----------------------------|---------|---------|-------|---------------------------------|--------------------|------------|---------|------------|
| Picture | Model | Voltage | LED | Power | Dimension | Color Temperature | Beam Angle | IP Rate | Unit Price |
| Side-lit LED Bar | | | | | | | | | |
|  | SPN-03 (special design) | DC-24V | SMD3535 | 5.3W | 6.5x1x0.63in / 650x31x16.5mm | White 13000-14700K | 13x60* | IP65 | 11.70 |
| | SPN-06 (special design) | | | 9.7W | 12.8x1x0.63in / 325x25x16.5mm | | | | \$15.00 |
|  | LRB-S3535/06P | DC-24V | SMD3535 | 14.4W | 19.7x1.25x0.63in 500x32x16.5mm | White 2700-13000K | 10-45* | IP68 | \$18.00 |
| | LRB-S3535/12P | | | 28.8W | 39.4x1.25x0.63in 1000x32x16.5mm | | | | \$33.8 |
|  | LRB-S3030/09P cuttable | DC-24V | EMC3030 | 11.5W | 25.6x1.22x0.63in 650x31x16.5mm | White 2700-13000K | 15x60* | IP65 | \$11.70 |
| | LRB-S3030/18P cuttable | | | 23W | 51.2x1.22x0.63in 1150x31x16.5mm | | | | \$21.80 |
|  | LRB-S2835/60 | DC-12V | SMD2835 | 9.6W | 39.4x0.16x0.08in 1000x4x2.4mm | White 2700-13000K | 120* | IP20 | \$3.64 |
| | LRB-S2835/90 | | | 14.4W | | | | | \$4.16 |
| | LRB-S2835/120 | | | 16.8W | | | | | \$4.94 |
| LED Lattice Bar | | | | | | | | | |
| EMC3030 Back-lit LED Lattice Bar | | | | | | | | | |
|  | LB-B3030/06 cuttable | DC-24V | EMC3030 | 7.9W | 19.5x0.71x0.27in 495x18x7.1mm | White 2700-13000K | 170* | IP20 | \$5.56 |
| | LB-B3030/12 cuttable | | | 15.8W | 39x0.71x0.27in 990x18x7.1mm | | | | \$7.93 |
|  | LB-B3030/06P cuttable | DC-24V | EMC3030 | 7.9W | 19.7x0.9x0.55in 500x18x7.1mm | White 2700-13000K | 170* | IP65 | \$9.30 |
| | LB-B3030/12P cuttable | | | 15.8W | 39.4x0.9x0.55in 1000x18x7.1mm | | | | \$12.55 |



| LED Rigid Bar | | | | | | | | | |
|---|-----------------------|---------|---------|-------|----------------------------------|----------------------|------------|---------|------------|
| Picture | Model | Voltage | LED | Power | Dimension | Color Temperature | Beam Angle | IP Rate | Unit Price |
| Side-lit LED Bar | | | | | | | | | |
| Double EMC Back-lit LED Lattice Bar | | | | | | | | | |
|  | LB-D3030/12P cuttable | DC-24V | EMC3030 | 14.4W | 19.8x0.9x0.55in 500x23x14mm | White 2700-13000K | 170* | IP65 | \$11.00 |
| | LB-B3030/24P cuttable | | | 28.8W | 39.6x0.9x0.55in 1000x23x14mm | | | | \$18.00 |
| Digital LED Lattice Bar with IC (cuttable) | | | | | | | | | |
|  | LB-IC2835/12 cuttable | DC-12V | SMD2835 | 5W | 18.9x0.63x0.08in 480x16x2.5mm | White 2700-13000K | 120* | IP20 | \$5.20 |
| | LB-IC2835/24 cuttable | | | 10W | 37.8x0.63x0.08in 960x16x2.5mm | | | | \$8.80 |
| Remark: 1. The indicated prices are valid for a minimum order 1-100 pcs . 2.Order 100-500 pcs with an additional 5% discount . 3. Order 500 pcs or more with an additional 10% discount. 4. Special offers are available for regular customer. 5. Different shipping method is available. Delivery is not included in the price. 6. Choosing an additional option, such as IP65-68, will increase the price by 10%. If the model does not specify this degree of protection, see description. 7. Warranty: 2 years. | | | | | | | | | |

| LED Modules | | | | | | | | | |
|---|--|---------|-----------------------------------|------------------|----------------------------------|----------------------|------------|---------|------------|
| Picture | Model | Voltage | LED source | Power | Dimension | Color Temperature | Beam Angle | IP Rate | Unit Price |
|  | MLM- 2835/1 single layer PCB 1.6mm | DC-12V | EPISTAR SMD2835 35-38Lm/LED | 0.36W 35-38Lm | 0.71x0.31x0.11in 18x8x2.9mm | White 2800-13000K | 120* | IP65 | \$0.56 |
|  | MLM- 2835/2 single layer PCB 1.6mm | | | 0.72W | 2.1x0.6x0.16in 53x15x4.2mm | | | | \$1.02 |
|  | MLM- 2835/3 single layer PCB 1.6mm | | | 1.08W | 3.2x0.6x0.16in 81x15x4.2mm | | | | \$1.38 |
|  | MLM- 2835/4 single layer PCB 1.6mm | | | 1.44W | 1.6x1.4x0.16in 41x35x4.2mm | | | | \$1.84 |
|  | MLM- 2835D double layer PCB 1.6mm | DC-12V | EPISTAR SMD2835 35-38Lm/LED | 0.36W 35-38Lm | 0.47x0.4x0.0.4in 12X10x10mm | White 2700-13000K | 160* | IP65 | \$0.65 |
|  | MLM- 2835D/3 double layer PCB 1.6mm | | | 1.08W | 1.6x0.4x0.0.4in 40X10x10mm | | | | \$0.99 |
|  | MLM - 2835S/1 double layer PCB 1.6mm | DC-12V | EPISTAR SMD2835 78Lm | 0.48W | 1.7x0.69x0.0.27in 25X17.5x7mm | White 2700-13000K | 160* | IP65 | \$0.49 |
|  | MLM - 2835S/2 double layer PCB 1.6mm | | | 0.48W | 1.7x0.69x0.0.27in 45X17.5x7mm | | | | \$0.65 |

| LED Modules | | | | | | | | | |
|--|---|---------|-----------------------------|-------|----------------------------------|----------------------|------------------------------|---------|------------|
| Picture | Model | Voltage | LED source | Power | Dimension | Color Temperature | Beam Angle | IP Rate | Unit Price |
|  | MLM - 2835S/3 double layer PCB 1.6mm | DC-12V | EPISTAR SMD2835 78Lm | 0.72W | 2.6x0.69x0.0.27in 67X17.5x7mm | White 2700-13000K | 160* | IP65 | \$0.95 |
|  | LM- 5730D/3 double layer PCB 1.6mm | DC-12V | EPISTAR SMD5730 120Lm | 1.2W | 2.83x0.69x0.4in 72X17.5x10mm | White 2700-13000K | 160* | IP67 | \$1.21 |
|  | LM - 5730A/3 double layer PCB 1.6mm | DC-12V | EPISTAR SMD5730 120Lm | 1.44W | 3.38x0.71x0.28in 86X18x7mm | White 2700-13000K | 160* | IP65 | \$0.99 |
|  | LM - 3030A single layer aluminum PCB 1.6mm | DC-12V | EPISTAR SMD3030 120Lm | 1.4W | 1.41x0.79x0.3in 36X20x7.6mm | White 2700-13000K | 160* | IP20 | \$0.99 |
|  | LM - 3030B single layer aluminum PCB 1.6mm | DC-12V | EPISTAR SMD3030 120Lm | 1.4W | 1.7x1.1x0.6in 43X28x15.1mm | White 2700-13000K | optional 10x45* 20x80* | IP65 | \$1.10 |
|  | LM - 3535A single layer aluminum PCB 1.6mm | DC-12V | EPISTAR SMD3535 220Lm | 3W | 1.7x1.1x0.6in 43X28x15.1mm | White 2700-7000K | optional 10x45* 20x80* | IP66 | \$1.65 |
| Remark: 1. The indicated prices are valid for a minimum order 1-100 pcs . 2. Order 100-500 pcs with an additional 5% discount . 3. Order 500 pcs or more with an additional 10% discount. 4. Special offers are available for regular customer. 5. Different shipping method is available. Delivery is not included in the price. 6. Choosing an additional option, such as IP65-68, will increase the price by 10%. If the model does not specify this degree of protection, see description. 7. Warranty: 2 years. | | | | | | | | | |

| LED Strips | | | | | | | | | |
|---|---------------------------------|---------------------------|--|---------------|-----------------|--------------------------------|------------|---------|----------------|
| Picture | Model | Voltage | LED | Power | Lumen | Color Temperature | CRI | IP Rate | Unit Price |
| SMD 2216 series | | | | | | | | | |
|  | LS - 2216/A | Optional DC-24V or DC-12V | SMD2016 LED: 300pcs/ meter | 24W / meter | 2200Lm / meter | 2700-6500K | CRI: 90 | IP20 | \$13.0 / meter |
| SMD 3527, color temperature adjustable series | | | | | | | | | |
|  | CW-3527/6 FPC Double Layer | DC-12 DC-24 | SMD3527 LED: 60pcs/ meter. Cool/Warm color temperature | 9.6W / meter | 960Lm / meter | 2700/6500K | CRI: 80 | IP20 | \$12.90 |
|  | CW-3527/12 FPC Double Layer | | | 19.2W / meter | 1920Lm / meter | | | | \$21.00 |
| SMD 2835 series | | | | | | | | | |
|  | LS - 2835/A FPC Double Layer | DC-24V | SMD2835 LED: 60 pcs/ meter | 12W / meter | 1140 Lm / meter | White 2700-13000K RGB optional | CRI: 80-95 | IP20 | \$8.80 / meter |
|  | LS - 2835US/3 FPC Double Layer | Optional DC-24V or DC-12V | SMD2835 LED: 30 pcs/ meter | 4.8W / meter | 550 Lm / meter | White 2700-13000K RGB optional | CRI: 80-95 | IP20 | \$3.95 |
| | LS - 2835US/6 FPC Double Layer | | SMD2835 LED: 60 pcs/ meter | 9W / meter | 1020 Lm / meter | White 2700-13000K RGB optional | | | \$4.60 |
| | LS - 2835US/9 FPC Double Layer | | SMD2835 LED: 90 pcs/ meter | 13.5W / meter | 1350 Lm / meter | White 2700-13000K RGB optional | | | \$6.00 |
| | LS - 2835US/12 FPC Double Layer | | SMD2835 LED: 120 pcs/ meter | 18W / meter | 1800 Lm / meter | White 2700-13000K RGB optional | | | \$7.60 |
| | LS - 2835US/15 FPC Double Layer | | SMD2835 LED: 150 pcs/ meter | 20W / meter | 2100 Lm / meter | White 2700-13000K RGB optional | | | \$8.60 |
| | LS - 2835US/18 FPC Double Layer | | SMD2835 LED: 180 pcs/ meter | 22W / meter | 2340 Lm / meter | White 2700-13000K RGB optional | | | \$9.60 |
| | LS - 2835US/21 FPC Double Layer | | SMD2835 LED: 210 pcs/ meter | 24W / meter | 2520 Lm / meter | White 2700-13000K RGB optional | | | \$10.20 |
| | LS - 2835US/24 FPC Double Layer | | SMD2835 LED: 240 pcs/ meter | 26W / meter | 2640 Lm / meter | White 2700-13000K RGB optional | | | \$12.60 |

| LED Strips | | | | | | | | | |
|---|---|---------------------------|---------------------------------------|---------------|-----------------|--------------------------------|--------------|---------|------------|
| Picture | Model | Voltage | LED | Power | Lumen | Color Temperature | CRI | IP Rate | Unit Price |
| SMD 5050 series | | | | | | | | | |
|  | LS - 5050/3 FPC Double Layer | Optional DC-24V or DC-12V | SMD5050 LED: 30 pcs/ meter | 12W / meter | 1100 Lm / meter | 2700/6500K | CRI: 80 | IP20 | \$8.90 |
| | LS - 5050/6 FPC Double Layer | | SMD5050 LED: 60 pcs/ meter | 24W / meter | 2200 Lm / meter | | | | \$13.50 |
|  | RGB-5050/3 FPC Double Layer | DC-12V | SMD5050 LED: 30 pcs/ meter | 7.2W / meter | 1100 Lm / meter | 2700-6500K | CRI: 80 - 95 | IP20 | \$5.00 |
| | RGB-5050/6 FPC Double Layer | | SMD5050 LED: 60 pcs/ meter | 14.4W / meter | 2200 Lm / meter | | | | \$7.10 |
|  | RGBW-5050/3 FPC Double Layer | DC-12V | SMD5050 LED: 30 pcs/ meter | 9.6W / meter | 1200 Lm / meter | 2700-6500K | CRI: 80 - 95 | IP20 | \$8.19 |
| | RGBW-5050/6 FPC Double Layer | | SMD5050 LED: 60 pcs/ meter | 19.2W / meter | 2400 Lm / meter | | | | \$12.4 |
|  | CCW-5050 FPC Double Layer | DC-12V | SMD5050 LED: 60 pcs/ meter | 24W / meter | 2500 Lm / meter | 2700-6500K | CRI: 80 - 95 | IP20 | \$23.30 |
| SMD 3014 series | | | | | | | | | |
|  | Side-view SLS - 3014/6 PCB Double Layer FPC | DC-24V | Side-view SMD3014 LED: 60 pcs/ meter | 6 W / meter | 600 Lm / meter | White 2700-13000K | CRI: 80 | IP20 | \$10.00 |
| | Side-view SLS - 3014/12 FPC Double Layer | | Side-view SMD3014 LED: 120 pcs/ meter | 12W / meter | 1200 Lm / meter | | | | \$15.00 |
|  | LS - 3014/6 PCB Double Layer FPC | DC-12V | SMD3014 LED: 60 pcs/ meter | 4.8W / meter | 480 Lm / meter | White 2700-13000K | CRI: 80 | IP20 | \$4.10 |
| | LS - 3014/12 PCB Double Layer FPC | | SMD3014 LED: 120 pcs/ meter | 12W / meter | 1200 Lm / meter | | | | \$6.50 |
| | LS - 3014/24 PCB Double Layer FPC | | SMD3014 LED: 240 pcs/ meter | 19.2W / meter | 1920 Lm / meter | | | | \$9.80 |
| SMD 3528 series | | | | | | | | | |
|  | LS -3528/6 PCB Double Layer FPC | DC-12V | SMD3528 LED: 60 pcs/ meter | 4.8W / meter | 420 Lm / meter | White 2700-13000K RGB optional | CRI: 80 | IP20 | \$4.10 |
| | LS -3528/12 PCB Double Layer FPC | | SMD3528 LED: 120 pcs/ meter | 9.6W / meter | 840 Lm / meter | | | | \$6.10 |

| LED Strips | | | | | | | | | |
|--|----------------------------------|---------|----------------------------------|----------------|--------------------|--------------------------------------|------------|---------|------------|
| Picture | Model | Voltage | LED | Power | Lumen | Color Temperature | CRI | IP Rate | Unit Price |
| SMD5730 series | | | | | | | | | |
|  | LS - 5730A/6 FPC Double Layer | DC-12V | SMD5730 LED: 60 pcs/ meter | 18W / meter | 1980 Lm / meter | White 2700-13000K | CRI: 80 | IP20 | \$7.00 |
| SMD2835 curved series | | | | | | | | | |
|  | CLS-2835 FPC Double Layer | DC-12V | SMD2835 LED: 60 pcs/ meter | 9W / meter | 900 Lm / meter | White 2700-13000K RGB optional | CRI: 80 | IP20-65 | \$3.80 |
| Remark: 1. The indicated prices are valid for a minimum order 1-100 pcs . 2. Order 100-500 pcs with an additional 5% discount . 3. Order 500 pcs or more with an additional 10% discount. 4. Special offers are available for regular customer. 5. Different shipping method is available. Delivery is not included in the price. 6. Choosing an additional option, such as IP65-68, will increase the price by 10%. If the model does not specify this degree of protection, see description. 7. Warranty: 2 years. | | | | | | | | | |